



GOBIERNO  
DE ESPAÑA

MINISTERIO  
DE EMPLEO  
Y SEGURIDAD SOCIAL

SECRETARÍA DE ESTADO  
DE LA SEGURIDAD SOCIAL

# Prestaciones de la Seguridad Social

---

Enero-septiembre 2017



# Índice

Pág.  
3-7

Maternidad

Pág.  
8-10

Paternidad

Pág.  
11-13

Excedencias por cuidado  
familiar

Pág.  
3-7

# Maternidad



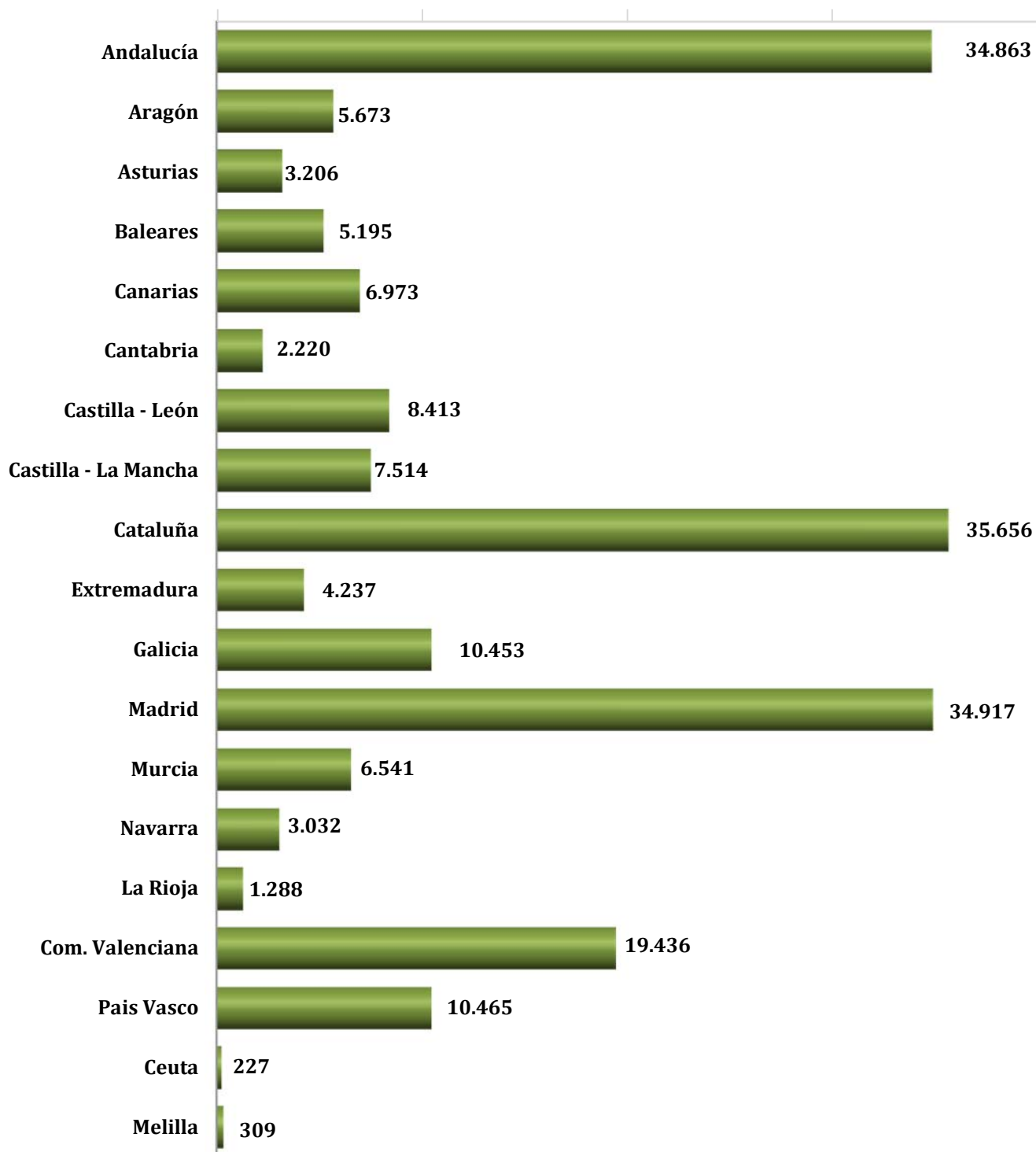
**Número de procesos  
200.618**



## PRESTACIÓN DE MATERNIDAD

Enero-septiembre 2017

NUMERO DE PROCESOS POR CC.AA



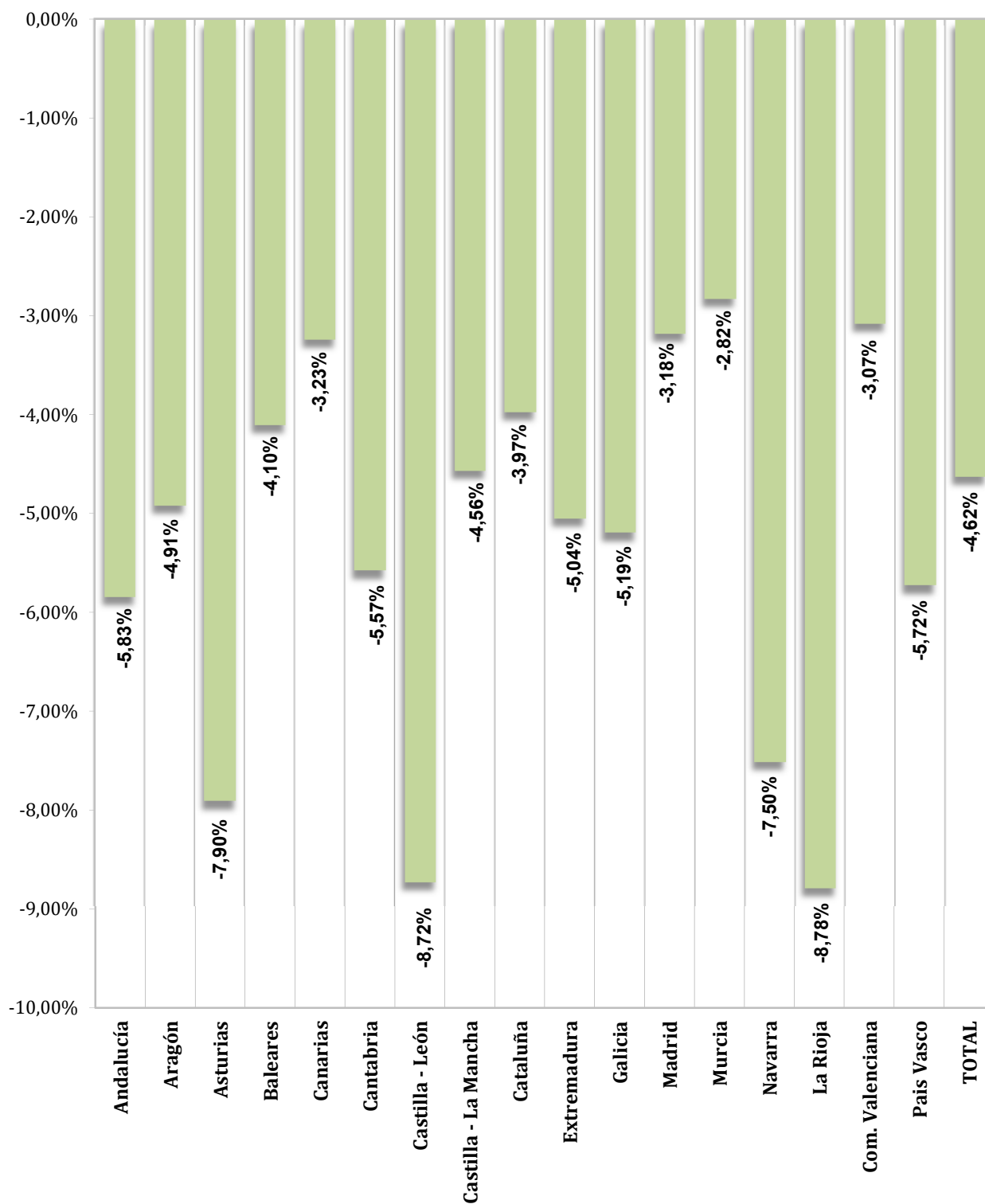
**TOTAL**

**200.618**

## PRESTACIÓN DE MATERNIDAD

VARIACIÓN INTERANUAL DEL NÚMERO DE PERCEPTORES POR CC.AA. (en %)

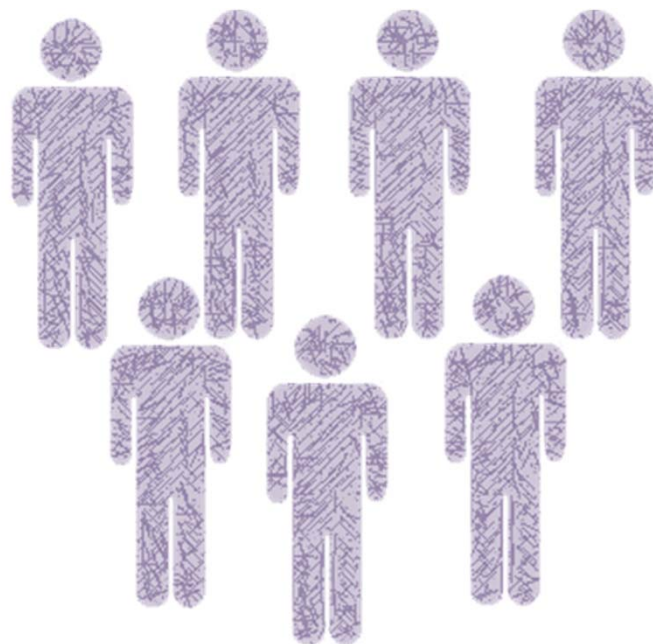
2016/2017 (Período enero-septiembre)





Pág.  
8-10

# Paternidad



**Número de procesos  
196.873**



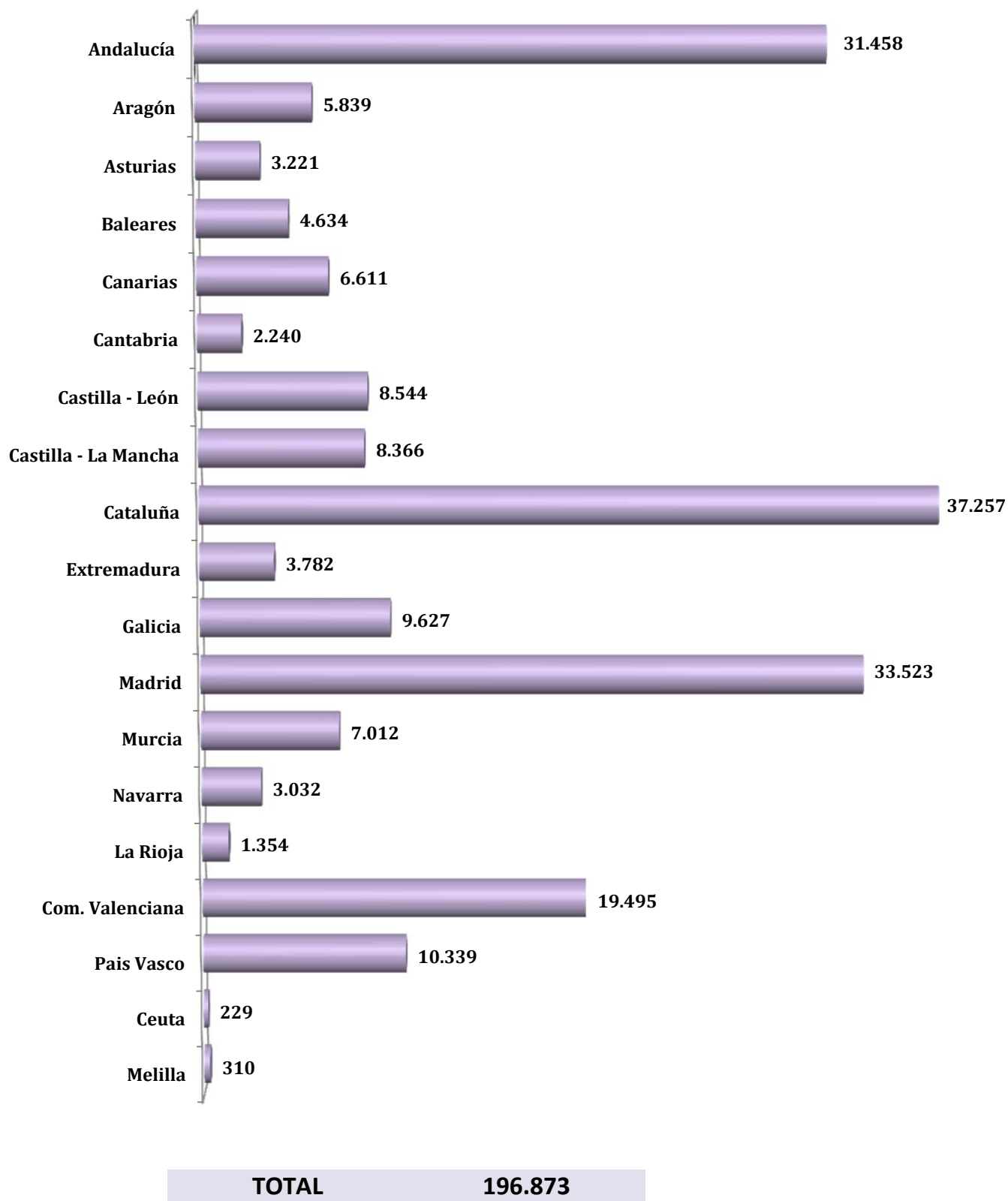
**PRESTACIÓN DE PATERNIDAD**  
**Enero-septiembre 2017**

|                             | NUMERO DE PROCESOS |                        | GASTO (En euros)   |                        |
|-----------------------------|--------------------|------------------------|--------------------|------------------------|
|                             | Total procesos     | % Variación interanual | Total gasto        | % Variación interanual |
| <b>Andalucía</b>            | <b>31.458</b>      | <b>7,91%</b>           | <b>39.210.587</b>  | <b>85,18%</b>          |
| Almería                     | 3.142              | 12,37%                 | 3.546.740          | 95,63%                 |
| Cádiz                       | 3.921              | 10,11%                 | 5.023.919          | 85,39%                 |
| Córdoba                     | 3.048              | 10,88%                 | 3.458.620          | 78,34%                 |
| Granada                     | 3.146              | 2,31%                  | 3.875.023          | 79,61%                 |
| Huelva                      | 1.949              | 17,69%                 | 2.455.769          | 102,06%                |
| Jaén                        | 2.297              | 10,38%                 | 2.677.097          | 87,58%                 |
| Málaga                      | 6.075              | 8,21%                  | 7.839.288          | 94,18%                 |
| Sevilla                     | 7.880              | 3,40%                  | 10.334.130         | 75,92%                 |
| <b>Aragón</b>               | <b>5.839</b>       | <b>1,34%</b>           | <b>8.105.721</b>   | <b>73,75%</b>          |
| Huesca                      | 985                | 7,77%                  | 1.274.856          | 96,22%                 |
| Teruel                      | 657                | 5,63%                  | 776.184            | 77,68%                 |
| Zaragoza                    | 4.197              | -0,69%                 | 6.054.681          | 69,19%                 |
| <b>Asturias</b>             | <b>3.221</b>       | <b>9,89%</b>           | <b>4.539.455</b>   | <b>73,51%</b>          |
| <b>Baleares</b>             | <b>4.634</b>       | <b>9,14%</b>           | <b>6.560.509</b>   | <b>97,51%</b>          |
| <b>Canarias</b>             | <b>6.611</b>       | <b>6,90%</b>           | <b>8.696.097</b>   | <b>97,04%</b>          |
| Las Palmas                  | 3.407              | 2,47%                  | 4.510.678          | 85,14%                 |
| Tenerife                    | 3.204              | 12,07%                 | 4.185.418          | 111,70%                |
| <b>Cantabria</b>            | <b>2.240</b>       | <b>3,94%</b>           | <b>3.241.361</b>   | <b>86,55%</b>          |
| <b>Castilla - León</b>      | <b>8.544</b>       | <b>0,29%</b>           | <b>11.926.799</b>  | <b>72,89%</b>          |
| Ávila                       | 537                | 5,29%                  | 663.918            | 78,45%                 |
| Burgos                      | 1.471              | -6,60%                 | 2.360.507          | 65,63%                 |
| León                        | 1.242              | -7,66%                 | 1.637.835          | 51,45%                 |
| Palencia                    | 623                | 11,05%                 | 835.911            | 86,64%                 |
| Salamanca                   | 1.017              | 1,40%                  | 1.319.557          | 82,18%                 |
| Segovia                     | 613                | 4,61%                  | 815.546            | 87,32%                 |
| Soria                       | 378                | 2,44%                  | 491.775            | 70,34%                 |
| Valladolid                  | 2.181              | 2,15%                  | 3.232.597          | 75,97%                 |
| Zamora                      | 482                | 10,80%                 | 569.154            | 98,56%                 |
| <b>Castilla - La Mancha</b> | <b>8.366</b>       | <b>6,83%</b>           | <b>10.827.847</b>  | <b>80,81%</b>          |
| Albacete                    | 1.553              | 7,18%                  | 2.124.837          | 101,03%                |
| Ciudad Real                 | 1.961              | 11,67%                 | 2.455.693          | 81,13%                 |
| Cuenca                      | 777                | 17,91%                 | 885.240            | 95,89%                 |
| Guadalajara                 | 1.112              | -4,79%                 | 1.527.444          | 56,48%                 |
| Toledo                      | 2.963              | 5,86%                  | 3.834.632          | 78,54%                 |
| <b>Cataluña</b>             | <b>37.257</b>      | <b>7,44%</b>           | <b>58.523.043</b>  | <b>86,98%</b>          |
| Barcelona                   | 28.027             | 7,35%                  | 45.293.859         | 87,00%                 |
| Gerona                      | 3.567              | 5,16%                  | 4.733.654          | 76,63%                 |
| Lérida                      | 1.980              | 5,54%                  | 2.741.895          | 89,64%                 |
| Tarragona                   | 3.683              | 11,61%                 | 5.753.636          | 94,92%                 |
| <b>Extremadura</b>          | <b>3.782</b>       | <b>1,61%</b>           | <b>4.498.169</b>   | <b>81,99%</b>          |
| Badajoz                     | 2.492              | 4,01%                  | 3.016.745          | 86,43%                 |
| Cáceres                     | 1.290              | -2,71%                 | 1.481.424          | 73,56%                 |
| <b>Galicia</b>              | <b>9.627</b>       | <b>7,03%</b>           | <b>12.562.847</b>  | <b>82,30%</b>          |
| La Coruña                   | 4.208              | 4,13%                  | 5.832.066          | 84,18%                 |
| Lugo                        | 1.065              | 16,27%                 | 1.289.887          | 104,01%                |
| Orense                      | 863                | -0,46%                 | 980.446            | 59,20%                 |
| Pontevedra                  | 3.491              | 10,09%                 | 4.460.448          | 80,11%                 |
| <b>Madrid</b>               | <b>33.523</b>      | <b>9,98%</b>           | <b>56.882.947</b>  | <b>89,68%</b>          |
| <b>Murcia</b>               | <b>7.012</b>       | <b>6,24%</b>           | <b>8.985.385</b>   | <b>85,92%</b>          |
| <b>Navarra</b>              | <b>3.032</b>       | <b>-3,59%</b>          | <b>5.381.341</b>   | <b>76,31%</b>          |
| <b>La Rioja</b>             | <b>1.354</b>       | <b>2,58%</b>           | <b>2.036.984</b>   | <b>88,53%</b>          |
| <b>Com. Valenciana</b>      | <b>19.495</b>      | <b>7,65%</b>           | <b>26.179.949</b>  | <b>90,66%</b>          |
| Alicante                    | 6.740              | 8,19%                  | 8.290.999          | 88,31%                 |
| Castellón                   | 2.629              | 12,06%                 | 3.198.644          | 66,85%                 |
| Valencia                    | 10.126             | 6,21%                  | 14.690.306         | 98,22%                 |
| <b>Pais Vasco</b>           | <b>10.339</b>      | <b>4,44%</b>           | <b>18.168.595</b>  | <b>84,34%</b>          |
| Araba/Álava                 | 1.778              | 12,96%                 | 3.047.619          | 91,32%                 |
| Gipuzkoa                    | 3.389              | -1,65%                 | 6.253.610          | 84,53%                 |
| Bizkaia                     | 5.172              | 6,01%                  | 8.867.366          | 81,94%                 |
| <b>Ceuta</b>                | <b>229</b>         | <b>43,13%</b>          | <b>244.987</b>     | <b>72,47%</b>          |
| <b>Melilla</b>              | <b>310</b>         | <b>52,71%</b>          | <b>296.864</b>     | <b>100,54%</b>         |
| <b>TOTAL PATERNIDAD</b>     | <b>196.873</b>     | <b>6,94%</b>           | <b>286.869.487</b> | <b>85,91%</b>          |

## PRESTACIÓN DE PATERNIDAD


Enero-septiembre 2017

Número de procesos por CC.AA



Pág.  
11-13

# Excedencias por cuidado familiar



**Número de excedencias  
44.316**

## EXCEDENCIAS POR CUIDADO FAMILIAR DADAS DE ALTA

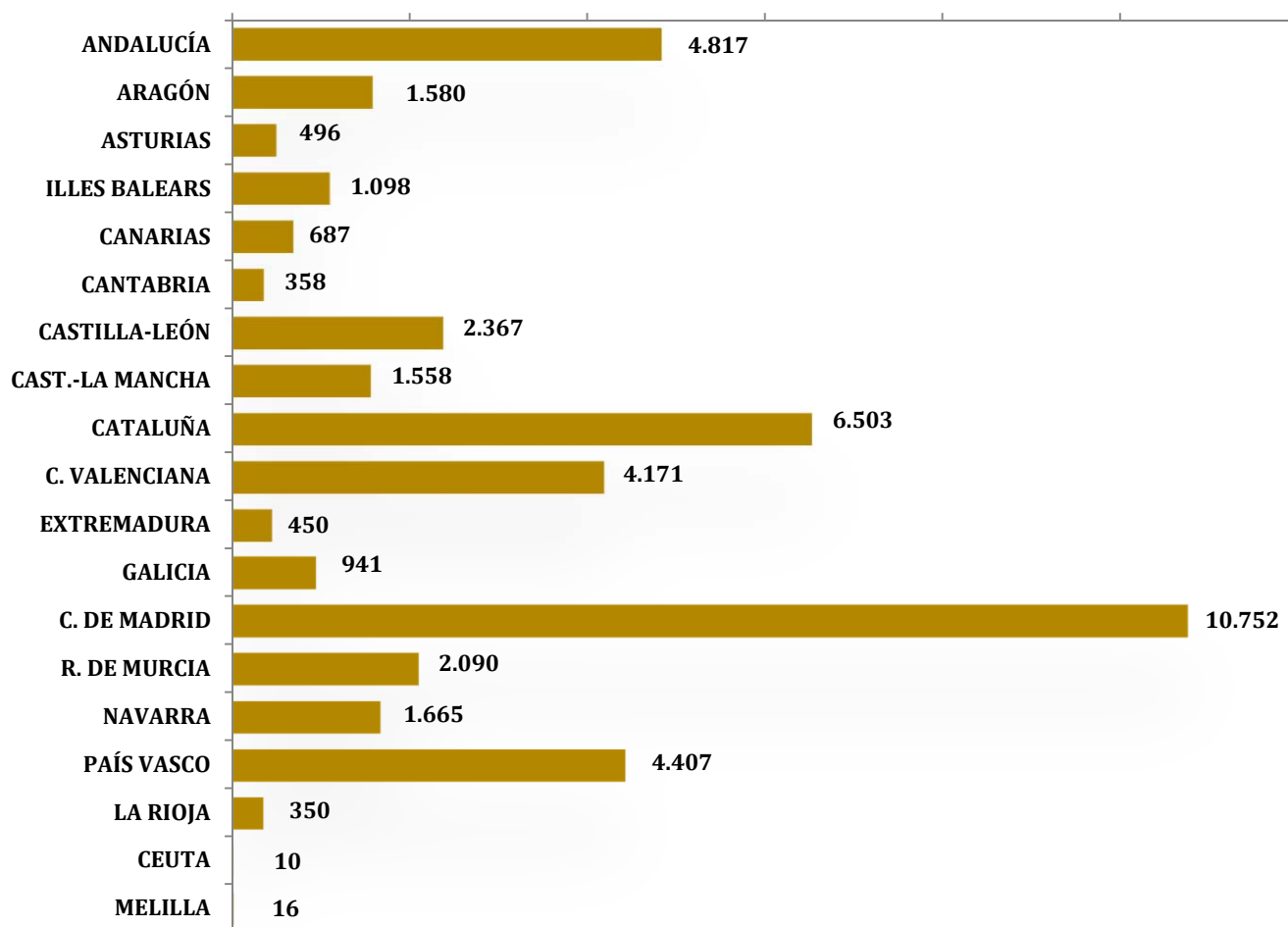
Enero-septiembre 2017

|                        | Mujeres       | Hombres      | Total         | Variación 2016/2017 |               |
|------------------------|---------------|--------------|---------------|---------------------|---------------|
|                        |               |              |               | Absoluta            | en %          |
| Almería                | 258           | 23           | 281           | -4                  | -1,40%        |
| Cádiz                  | 765           | 50           | 815           | 109                 | 15,44%        |
| Córdoba                | 276           | 28           | 304           | 57                  | 23,08%        |
| Granada                | 412           | 38           | 450           | -22                 | -4,66%        |
| Huelva                 | 152           | 12           | 164           | 14                  | 9,33%         |
| Jaén                   | 221           | 16           | 237           | 40                  | 20,30%        |
| Málaga                 | 1.249         | 126          | 1.375         | 258                 | 23,10%        |
| Sevilla                | 1.063         | 128          | 1.191         | 142                 | 13,54%        |
| <b>ANDALUCÍA</b>       | <b>4.396</b>  | <b>421</b>   | <b>4.817</b>  | <b>594</b>          | <b>14,07%</b> |
| Huesca                 | 154           | 10           | 164           | -15                 | -8,38%        |
| Teruel                 | 119           | 17           | 136           | -4                  | -2,86%        |
| Zaragoza               | 1.166         | 114          | 1.280         | 121                 | 10,44%        |
| <b>ARAGÓN</b>          | <b>1.439</b>  | <b>141</b>   | <b>1.580</b>  | <b>102</b>          | <b>6,90%</b>  |
| <b>ASTURIAS</b>        | <b>439</b>    | <b>57</b>    | <b>496</b>    | <b>56</b>           | <b>12,73%</b> |
| <b>ILLES BALEARS</b>   | <b>965</b>    | <b>133</b>   | <b>1.098</b>  | <b>111</b>          | <b>11,25%</b> |
| Las Palmas             | 359           | 70           | 429           | 10                  | 2,39%         |
| S.C.Tenerife           | 213           | 45           | 258           | 46                  | 21,70%        |
| <b>CANARIAS</b>        | <b>572</b>    | <b>115</b>   | <b>687</b>    | <b>56</b>           | <b>8,87%</b>  |
| <b>CANTABRIA</b>       | <b>325</b>    | <b>33</b>    | <b>358</b>    | <b>58</b>           | <b>19,33%</b> |
| Ávila                  | 150           | 10           | 160           | 4                   | 2,56%         |
| Burgos                 | 463           | 45           | 508           | 87                  | 20,67%        |
| León                   | 276           | 24           | 300           | -28                 | -8,54%        |
| Palencia               | 129           | 5            | 134           | -19                 | -12,42%       |
| Salamanca              | 342           | 15           | 357           | 3                   | 0,85%         |
| Segovia                | 94            | 15           | 109           | -3                  | -2,68%        |
| Soria                  | 103           | 4            | 107           | 11                  | 11,46%        |
| Valladolid             | 540           | 42           | 582           | 2                   | 0,34%         |
| Zamora                 | 104           | 6            | 110           | -16                 | -12,70%       |
| <b>CASTILLA-LEÓN</b>   | <b>2.201</b>  | <b>166</b>   | <b>2.367</b>  | <b>41</b>           | <b>1,76%</b>  |
| Albacete               | 327           | 40           | 367           | 30                  | 8,90%         |
| Ciudad Real            | 293           | 16           | 309           | -15                 | -4,63%        |
| Cuenca                 | 146           | 17           | 163           | 21                  | 14,79%        |
| Guadalajara            | 205           | 28           | 233           | 14                  | 6,39%         |
| Toledo                 | 439           | 47           | 486           | 43                  | 9,71%         |
| <b>CAST.-LA MANCHA</b> | <b>1.410</b>  | <b>148</b>   | <b>1.558</b>  | <b>93</b>           | <b>6,35%</b>  |
| Barcelona              | 4.865         | 466          | 5.331         | 475                 | 9,78%         |
| Girona                 | 396           | 33           | 429           | 36                  | 9,16%         |
| Lleida                 | 202           | 28           | 230           | -32                 | -12,21%       |
| Tarragona              | 476           | 37           | 513           | 33                  | 6,88%         |
| <b>CATALUÑA</b>        | <b>5.939</b>  | <b>564</b>   | <b>6.503</b>  | <b>512</b>          | <b>8,55%</b>  |
| Alicante               | 1.439         | 104          | 1.543         | 160                 | 11,57%        |
| Castellón              | 482           | 28           | 510           | 122                 | 31,44%        |
| Valencia               | 1.935         | 183          | 2.118         | 257                 | 13,81%        |
| <b>C. VALENCIANA</b>   | <b>3.856</b>  | <b>315</b>   | <b>4.171</b>  | <b>539</b>          | <b>14,84%</b> |
| Badajoz                | 238           | 37           | 275           | 20                  | 7,84%         |
| Cáceres                | 160           | 15           | 175           | 11                  | 6,71%         |
| <b>EXTREMADURA</b>     | <b>398</b>    | <b>52</b>    | <b>450</b>    | <b>31</b>           | <b>7,40%</b>  |
| A Coruña               | 443           | 48           | 491           | 22                  | 4,69%         |
| Lugo                   | 78            | 11           | 89            | 1                   | 1,14%         |
| Ourense                | 75            | 11           | 86            | 11                  | 14,67%        |
| Pontevedra             | 246           | 29           | 275           | 36                  | 15,06%        |
| <b>GALICIA</b>         | <b>842</b>    | <b>99</b>    | <b>941</b>    | <b>70</b>           | <b>8,04%</b>  |
| <b>C. DE MADRID</b>    | <b>9.604</b>  | <b>1.148</b> | <b>10.752</b> | <b>781</b>          | <b>7,83%</b>  |
| <b>R. DE MURCIA</b>    | <b>1.873</b>  | <b>217</b>   | <b>2.090</b>  | <b>54</b>           | <b>2,65%</b>  |
| <b>NAVARRA</b>         | <b>1.521</b>  | <b>144</b>   | <b>1.665</b>  | <b>101</b>          | <b>6,46%</b>  |
| Araba/Álava            | 777           | 92           | 869           | 58                  | 7,15%         |
| Guipuzkoa              | 1.084         | 95           | 1.179         | 36                  | 3,15%         |
| Bizkaia                | 2.173         | 186          | 2.359         | 262                 | 12,49%        |
| <b>PAÍS VASCO</b>      | <b>4.034</b>  | <b>373</b>   | <b>4.407</b>  | <b>356</b>          | <b>8,79%</b>  |
| <b>LA RIOJA</b>        | <b>321</b>    | <b>29</b>    | <b>350</b>    | <b>52</b>           | <b>17,45%</b> |
| CEUTA                  | 7             | 3            | 10            | -4                  | -28,57%       |
| MELILLA                | 13            | 3            | 16            | 2                   | 14,29%        |
| <b>TOTAL</b>           | <b>40.155</b> | <b>4.161</b> | <b>44.316</b> | <b>3.605</b>        | <b>8,86%</b>  |

## EXCEDENCIAS POR CUIDADO FAMILIAR DADAS DE ALTA

### Número de excedencias por CC.AA

Enero-septiembre 2017



Comparación 2016/2017 (Período enero-septiembre)

